



AGENDA

**REGULAR MEETING OF THE BOARD OF DIRECTORS
LA PUENTE VALLEY COUNTY WATER DISTRICT
112 N. FIRST STREET, LA PUENTE, CALIFORNIA
MONDAY, JUNE 10, 2019 AT 5:30 PM**

1. CALL TO ORDER

2. PLEDGE OF ALLEGIANCE

3. ROLL CALL OF BOARD OF DIRECTORS

President Escalera _____ Vice President Hernandez _____ Director Barajas _____
Director Hastings _____ Director Rojas _____

4. PUBLIC COMMENT

Anyone wishing to discuss items on the agenda or pertaining to the District may do so now. The Board may allow additional input during the meeting. A five-minute limit on remarks is requested.

5. ADOPTION OF AGENDA

Each item on the Agenda shall be deemed to include an appropriate motion, resolution or ordinance to take action on any item. Materials related to an item on this agenda submitted after distribution of the agenda packet are available for public review at the District office, located at the address listed above.

6. APPROVAL OF CONSENT CALENDAR

There will be no separate discussion of Consent Calendar items as they are considered to be routine by the Board of Directors and will be adopted by one motion. If a member of the Board, staff, or public requests discussion on a particular item, that item will be removed from the Consent Calendar and considered separately.

- A. Approval of Minutes of the Regular Meeting of the Board of Directors held on May 28, 2019.
- B. Approval of District Expenses for the Month of May 2019.
- C. Approval of Industry Public Utilities' Water Operation Expenses for the Month of May 2019.
- D. Receive and File the District's Water Sales Report for May 2019.
- E. Receive and File the Industry Public Utilities' Water Sales Report for May 2019.
- F. Receive and File the Water Production and Conservation Report for May 2019.

7. ACTION / DISCUSSION ITEMS

- A. Consideration of Proposal from Doty Bros. Construction Company for the Construction of the 5th Street Waterline Improvement Project.

Recommendation: Authorize the General Manager to Proceed with the Work as Proposed by Doty Bros. Construction Company for a not to Exceed Amount of \$77,707.40 for the Construction of the 5th Street Waterline Improvement Project.

- B. Consideration of Quote from Western Waterworks Supply Company for the Purchase of Piping Materials for the 5th Street Waterline Improvement Project.

Recommendation: Authorize the General Manager to Purchase Piping Materials from Western Waterworks Supply Company for the 5th Street Waterline Improvement Project for a not to Exceed Amount of \$53,505.23.

8. GENERAL MANAGER’S REPORT

9. OTHER ITEMS

- A. Upcoming Events.
- B. Information Items.

10. ATTORNEY’S COMMENTS

11. BOARD MEMBER COMMENTS

- A. Report on Events Attended.
- B. Other Comments.

12. FUTURE AGENDA ITEMS

13. ADJOURNMENT

POSTED: Friday, June 7, 2019

President John P. Escalera, Presiding.

Any qualified person with a disability may request a disability-related accommodation as needed to participate fully in this public meeting. In order to make such a request, please contact Mr. Greg Galindo, Board Secretary, at (626) 330-2126 in sufficient time prior to the meeting to make the necessary arrangements.

Note: Agenda materials are available for public inspection at the District office or visit the District’s website at www.lapuentewater.com.



**MINUTES OF THE REGULAR MEETING OF
THE BOARD OF DIRECTORS OF THE
LA PUENTE VALLEY COUNTY WATER DISTRICT
FOR TUESDAY, MAY 28, 2019 AT 5:30 PM**

1. CALL TO ORDER

President Escalera called the meeting to order at 5:30 p.m.

2. PLEDGE OF ALLEGIANCE

President Escalera led the meeting in the Pledge of Allegiance.

3. ROLL CALL OF THE BOARD OF DIRECTORS

President Escalera	Vice President Hernandez	Director Barajas	Director Hastings	Director Rojas
Present	Present	Present	Present	Present

OTHERS PRESENT

Staff and Counsel: General Manager & Board Secretary, Greg Galindo; Office Manager, Gina Herrera; Engineering and Compliance Manager, Roy Frausto and District Counsel, Jim Ciampa.

Public: Valerie Munoz, Mayor of the City of La Puente and Board Member for the San Gabriel Basin Water Quality Authority.

4. PUBLIC COMMENTS

Mrs. Valerie Munoz greeted the Board of Directors and stated that she was in attendance on behalf of the San Gabriel Basin Water Quality Authority and that she was happy to assist the District in her role at the WQA.

5. ADOPTION OF AGENDA

Motion: Adopt Agenda as Presented.

1st: Director Rojas

2nd: Vice President Hernandez

	Escalera	Hernandez	Barajas	Hastings	Rojas
Vote	Yes	Yes	Yes	Yes	Yes

Motion carried by a vote of: 5 Yes, 0 No, 0 Abstain.

6. APPROVAL OF CONSENT CALENDAR

Motion: Approve Consent Calendar as Presented.

1st: Director Hastings

2nd: Director Rojas

	Escalera	Hernandez	Barajas	Hastings	Rojas
Vote	Yes	Yes	Yes	Yes	Yes

Motion carried by a vote of: 5 Yes, 0 No, 0 Abstain.

7. FINANCIAL REPORTS

A. Summary of the District’s Cash and Investments as of April 30, 2019.

Mr. Galindo provided a summary of the balances in each account provided in the Summary of Cash and Investments as of April 30, 2019.

Motion: Receive and File the Summary of Cash and Investments as of April 30, 2019.

1st: Director Rojas

2nd: Director Barajas

	Escalera	Hernandez	Barajas	Hastings	Rojas
Vote	Yes	Yes	Yes	Yes	Yes

Motion carried by a vote of: 5 Yes, 0 No, 0 Abstain.

B. Statement of District’s Revenue and Expenses as for April 30, 2019.

Mrs. Herrera provided a summary of the Statement of Revenues and Expenses for the District as of April 30, 2019 and explained the budget to date balances for various accounts.

Motion: Receive and File the Statement of the District’s Revenue and Expenses as of April 30, 2019.

1st: Director Rojas

2nd: Vice President Hernandez

	Escalera	Hernandez	Barajas	Hastings	Rojas
Vote	Yes	Yes	Yes	Yes	Yes

Motion carried by a vote of: 5 Yes, 0 No, 0 Abstain.

C. Statement of the Industry Public Utilities’ Water Operations Revenue and Expenses as of April 30, 2019.

Mrs. Herrera provided a summary of the Statement of Revenues and Expenses for the Industry Public Utilities’ Water Operations and explained the budget to date balances for various accounts.

Motion: Receive and File the Statement of the Industry Public Utilities Water Operations’ Revenue and Expenses as of April 30, 2019.

1st: Vice President Hernandez

2nd: Director Rojas

	Escalera	Hernandez	Barajas	Hastings	Rojas
Vote	Yes	Yes	Yes	Yes	Yes

Motion carried by a vote of: 5 Yes, 0 No, 0 Abstain.

8. ACTION / DISCUSSION ITEMS

A. Consideration of the District’s 2018 Consumer Confidence Report.

Mr. Galindo provided a summary of his staff report on the item and an overview of the Consumer Confidence Report. After some discussion a motion was made by Director Rojas.

Motion: Approve the District’s 2018 Consumer Confidence Report for Distribution to the District’s Customers.

1st: Director Rojas

2nd: Vice President Hernandez

	Escalera	Hernandez	Barajas	Hastings	Rojas
Vote	Yes	Yes	Yes	Yes	Yes

Motion carried by a vote of: 5 Yes, 0 No, 0 Abstain.

B. Consideration of Quote from RC Foster Corporation for the Removal and Disposal of Salt from a Salt Storage Tank Located at the District’s Groundwater Treatment Facility.

Mr. Galindo provided a summary of the staff report on the item. After some discussion amongst the Directors and staff, a motion was made by President Escalera.

Motion: Authorize the General Manager to Proceed with the Work as Quoted by RC Foster Corporation for an Amount Not to Exceed \$39,900.00, for the Removal and Disposal of Salt from a Salt Storage Tank Located at the District’s Groundwater Treatment Facility

1st: President Escalera

2nd: Director Hastings

	Escalera	Hernandez	Barajas	Hastings	Rojas
Vote	Yes	Yes	Yes	Yes	Yes

Motion carried by a vote of: 5 Yes, 0 No, 0 Abstain.

C. Consideration of Quote from Tri County Pump Company for the Repair of an Effluent Booster Pump Located at the District’s Groundwater Treatment Facility.

Mr. Galindo provided a summary of his staff report on the item. After some discussion amongst the Directors and staff on the need for standby pumps at the District’s groundwater treatment facility, a motion was made by Director Rojas.

Motion: Authorize the General Manager to Proceed with the Work as Quoted by Tri County Pump Company for an Amount Not to Exceed \$11,775.00 for the Repair of an Effluent Booster Pump Located at the District’s Groundwater Treatment Facility.

1st: Director Rojas

2nd: Director Barajas

	Escalera	Hernandez	Barajas	Hastings	Rojas
Vote	Yes	Yes	Yes	Yes	Yes

Motion carried by a vote of: 5 Yes, 0 No, 0 Abstain.

D. Consideration of Proposal from Hunter Electric Service for Replacement of the Variable Frequency Drive for the District’s Well No. 5.

Mr. Galindo provided a summary of his staff report on the item. After some discussion amongst the Directors and staff, a motion was made by Director Hastings.

Motion: Authorize the General Manager to Proceed with the Work as Proposed by Hunter Electric Service for an Amount Not to Exceed \$51,234.35, for Replacement of the Variable Frequency Drive for the District’s Well No. 5.

1st: Director Hastings

2nd: Vice President Hernandez

	Escalera	Hernandez	Barajas	Hastings	Rojas
Vote	Yes	Yes	Yes	Yes	Yes

9. ENGINEERING AND COMPLIANCE MANAGER’S REPORT

Mr. Frausto reported on various items that were included in his report. There was some discussion amongst the Board and Staff on some of the items included in the report.

Motion: Receive and File the Engineering and Compliance Manager’s Report.

1st: Director Rojas

2nd: Director Hastings

	Escalera	Hernandez	Barajas	Hastings	Rojas
Vote	Yes	Yes	Yes	Yes	Yes

Motion carried by a vote of: 5 Yes, 0 No, 0 Abstain.

10. GENERAL MANAGER’S REPORT

Mr. Galindo reported that he would be on vacation from May 29th to June 6th.

11. OTHER ITEMS

A. Upcoming Events.

Mrs. Herrera reviewed upcoming events with the Board and verified what events each member would be attending.

B. Information Items.

Included in Board Packet.

12. ATTORNEY’S COMMENTS

No comments.

13. BOARD MEMBER COMMENTS

A. Report on Events Attended.

President Escalera reported that he attended 2 events: SGVWA Quarterly Meeting; SCWUA Monthly Meeting.

Director Rojas reported that he attended 2 events: SGVWA Quarterly Meeting; SCWUA Monthly Meeting.

Director Barajas reported that he attended 2 events: SGVWA Quarterly Meeting; SCWUA Monthly Meeting.

B. Other Comments.

No additional comments.

14. FUTURE AGENDA ITEMS

No future items.

15. PUBLIC COMMENT ON CLOSED SESSION

No comments.

16. CLOSED SESSION

At 6:34 p.m. the Board entered into a closed session conference with Legal Counsel pursuant to Government Code § 54956.9(d)(2): (one case).

17. REPORT ON CLOSED SESSION

Mr. Ciampa reported that the Board met in closed session for a conference with Legal Counsel pursuant to Government Code § 54956.9(d)(2) for one case and no reportable action under the Brown Act was taken.

18. ADJOURNMENT

President Escalera adjourned the meeting at 7:23 p.m.

Attest:

John P. Escalera, President

Greg B. Galindo, Secretary

La Puente Water District May 2019 Disbursements

Check #	Payee	Amount	Description
6743	State Water Resources Control Board	\$ 105.00	T-4 Renewal - Galindo
6744	CA-NV Section AWWA	\$ 80.00	Cross Connection Renewal - Galindo
6745	CCSInteractive	\$ 54.40	Monthly Website Hosting
6746	Eurofins Eaton Analytical Inc	\$ 40.00	Water Sampling
6747	Ferguson Enterprises Inc #1350	\$ 65.99	Field Supplies
6748	Highroad IT	\$ 402.00	Technical Support
6749	Industry Public Utilites	\$ 31,625.21	Web Payments
6750	J. G. Tucker & Son Inc	\$ 238.94	Safety Supplies
6751	Lagerlof, Senecal, Gosney & Kruse	\$ 31.25	Attorney Fee's
6752	Merritt's Hardware	\$ 281.97	Field Supplies
6753	O'Reilly Auto Parts	\$ 61.06	Truck Maintenance
6754	Resource Building Materials	\$ 85.51	Field Supplies
6755	S & J Supply Co Inc	\$ 723.78	Field Supplies
6756	San Gabriel Valley Water Association	\$ 180.00	Seminar Expense
6757	SC Edison	\$ 6,927.08	Power Expense
6758	Trench Shoring	\$ 332.75	Equipment Rental
6759	Underground Service Alert	\$ 120.68	Line Notifications
6760	Weck Laboratories Inc	\$ 25.50	Water Sampling
6761	Wesco Security Systems Inc	\$ 282.00	Security Monitoring
6762	Western Water Works	\$ 1,805.90	Field Supplies - Inventory
6763	Coverall North America Inc	\$ 255.00	Cleaning Service
6764	D&H Water Systems	\$ 235.45	UV System Maintenance
6765	Eurofins Eaton Analytical Inc	\$ 440.00	Water Sampling
6766	Hach Company	\$ 1,531.09	Field Supplies
6767	Hopkins Technical Products	\$ 183.35	Field Supplie4s
6768	Locus Technology	\$ 672.00	Technical Support
6769	Northstar Chemical	\$ 10,241.20	Chemicals Expense
6770	Tri County Pump Company	\$ 1,890.00	Booster Maintenance
6771	Trojan UV	\$ 24,880.00	Quarterly Service Contract
6772	Weck Laboratories Inc	\$ 2,633.50	Water Sampling
6773	Weck Laboratories Inc	\$ 1,089.50	Water Sampling
6774	Chevron	\$ 2,612.55	Truck Fuel
6775	Continental Utility Solutions Inc	\$ 1,140.00	Web Portal Service Fee
6776	Highroad IT	\$ 137.50	Technical Support
6777	Time Warner Cable	\$ 281.83	Telephone Service
6778	Valley Vista Services	\$ 314.72	Trash Service
6779	So Cal Industries	\$ 141.00	Restroom Service @ Treatment Plant
6780	Time Warner Cable	\$ 671.09	Telephone Service
6781	Waste Management of SG Valley	\$ 198.37	Trash Service
6782	John P Escalera	\$ 964.46	ACWA Spring Conference Expenses
6783	Henry P Hernandez	\$ 1,430.55	ACWA Spring Conference Expenses
6784	Cesar J Barajas	\$ 1,377.53	ACWA Spring Conference Expenses
6785	David H Hastings	\$ 1,283.10	ACWA Spring Conference Expenses
6786	Aramark Uniform	\$ 77.93	Uniform Service
6787	AWWA	\$ 433.00	Membership Renewal

La Puente Water District May 2019 Disbursements - continued

Check #	Payee	Amount	Description
6788	Bill Wright's Paint	\$ 49.49	Field Supplies
6789	Citi Cards	\$ 1,474.08	Administrative Expenses
6790	Fedak & Brown LLP	\$ 3,750.00	Audit Services
6791	Hacienda Lawnmower	\$ 54.89	Equipment Maintenance
6792	Highroad IT	\$ 618.00	Computer Expense
6793	InfoSend	\$ 868.59	Billing Expense
6794	Jack Henry & Associates	\$ 46.50	Web E-Check Fee's
6795	Lagerlof, Senecal, Gosney & Kruse	\$ 2,703.00	Attorney Fee's
6796	McCalls Meter Sales & Service	\$ 1,548.96	Interconnection Meter
6797	National Auto Fleet Group	\$ 28,754.38	Truck Purchase
6798	Peck Road Gravel	\$ 350.00	Asphalt & Concrete Disposal
6799	San Gabriel Valley Water Company	\$ 333.53	Water Service @ Treatment Plant
6800	SC Edison	\$ 110.86	Power Expense
6801	So Cal Water Utilities Association	\$ 210.00	Seminar Expense
6802	ACWA/JPIA	\$ 32,605.04	Health Benefits
6803	Bank of America-Visa	\$ 421.88	Administrative Expenses
6804	Cell Business Equipment	\$ 43.92	Office Expense
6805	Collicutt Energy Services Inc	\$ 1,203.93	Generator Maintenance
6806	Haddick's Auto Body & Towing	\$ 120.00	Truck Maintenance
6807	Industry Tire Service Inc	\$ 25.00	Truck Maintenance
6808	Lincoln National Life Insurance Company	\$ 654.76	Disability Insurance
6809	MetLife	\$ 247.36	Life Insurance
6810	Platinum Consulting Group	\$ 1,112.85	Administrative Support
6811	Premier Access Insurance Co	\$ 3,109.98	Dental Insurance
6812	So Cal Water Utilities Association	\$ 225.00	Membership Renewal
6813	South Coast Air Quality Mgmt Dist	\$ 1,380.80	Emmission Fee's
6814	Staples	\$ 36.38	Office Supplies
6815	Time Warner Cable	\$ 304.97	Telephone Service
6816	Weck Laboratories Inc	\$ 104.00	Water Sampling
6817	Western Water Works	\$ 1,458.71	Field Supplies
6818	CAT Specialties Inc	\$ 379.29	Administrative Expenses
Online	Home Depot	\$ 133.30	Field Supplies
Online	Local Agency Investment Fund	\$ 106,000.00	LAIF Investment
Autodeduct	Wells Fargo	\$ 159.14	Merchant Fee's
Autodeduct	Wells Fargo	\$ 274.96	Bank Fee's
Autodeduct	First Data Global Leasing	\$ 44.00	Credit Card Machine Lease
Autodeduct	Bluefin Payment Systems	\$ 882.87	Web Merchant Fee's
Online	United States Treasury	\$ 24,995.12	Federal, Social Security & Medicare Taxes
Online	EDD	\$ 4,079.04	California State & Unemployment Taxes
Online	Lincoln Financial Group	\$ 3,020.00	Deferred Comp
Online	CalPERS	\$ 12,843.24	Retirement Program
Total Payments		\$ 335,321.56	

La Puente Valley County Water District
Payroll Summary
May 2019

	May 2019
Employee Wages, Taxes and Adjustments	
Gross Pay	
Total Gross Pay	103,609.78
Total Deductions from Gross Pay	-4,492.72
Adjusted Gross Pay	99,117.06
Taxes Withheld	
Federal Withholding	-9,113.00
Medicare Employee	-1,505.16
Social Security Employee	-6,435.90
CA - Withholding	-4,065.53
Medicare Employee Addl Tax	0.00
Total Taxes Withheld	-21,119.59
Net Pay	77,997.47
Employer Taxes and Contributions	
Medicare Company	1,505.16
Social Security Company	6,435.90
CA - Unemployment	12.71
CA - Employment Training Tax	0.80
Total Employer Taxes and Contributions	8,149.57

La Puente Water District May 2019 Disbursements

Total Vendor Payables	<u>\$ 335,321.56</u>
Total Payroll	<u>\$ 77,997.47</u>
Total May 2019 Disbursements	<u>\$ 413,319.03</u>

Invoice No. 4- 2019-05

June 1, 2019

BPOU Project Committee Members

RE: BPOU O & M Expense Reimbursement Summary



The following cost breakdown represents O & M expenses incurred by the LPVCWD for the month of May 2019.

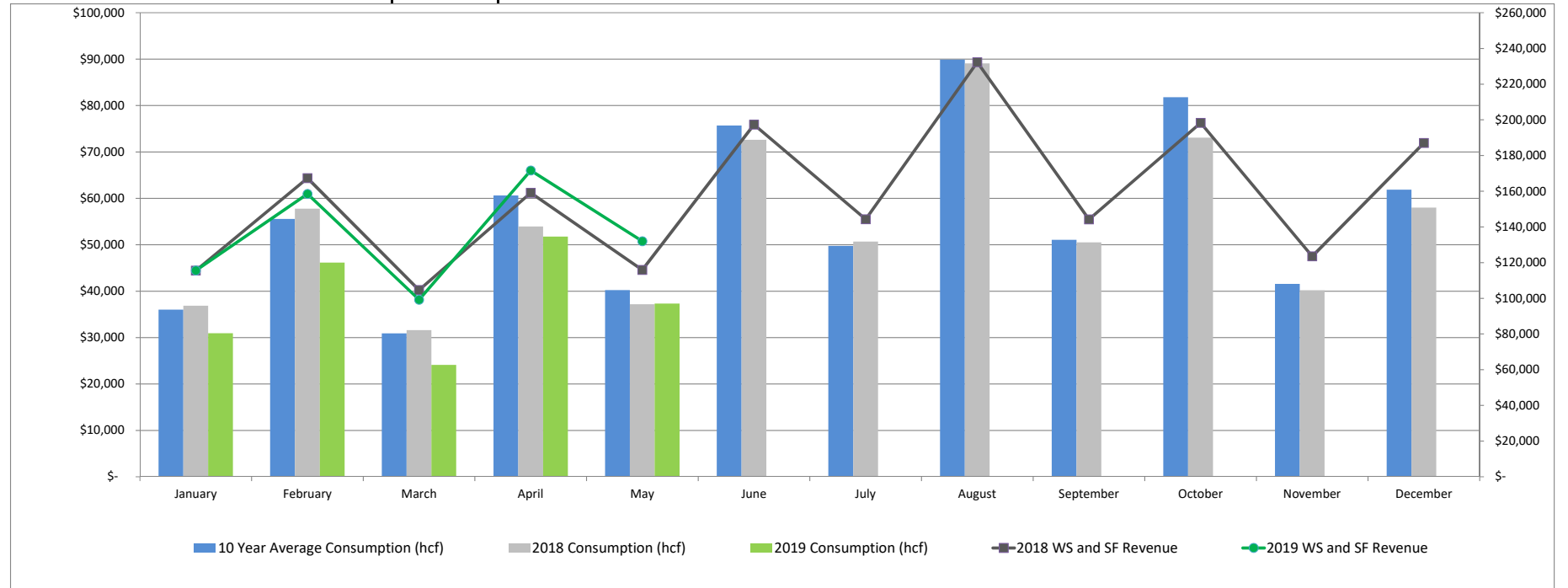
<u>BPOU Acct No.</u>	<u>Description</u>	<u>Invoice No.</u>	<u>Vendor</u>	<u>Amount</u>	<u>Subtotal</u>
LP.02.01.01.00	Power	2-15-629-6188	SC Edison	\$ 17,753.87	
		2-03-187-2179	SC Edison	\$ 6,575.47	\$ 24,329.34
LP.02.01.02.00	Labor Costs	May-19	LPVCWD	\$ 23,348.23	\$ 23,348.23
LP.02.01.05.00	Transportation	May-19	LPVCWD - 2063 miles @ .58	\$ 1,196.54	\$ 1,196.54
LP .02.01.07.00	Water Testing	L0450733	Eurofins	\$ 80.00	
		L0450734	Eurofins	\$ 40.00	
		L0451907	Eurofins	\$ 80.00	
		L0453374	Eurofins	\$ 80.00	
		L0454178	Eurofins	\$ 80.00	
		W9E1076	Weck Lab	\$ 56.00	
		W9E1475	Weck Lab	\$ 195.00	
		W9E1597	Weck Lab	\$ 204.00	
		W9E1598	Weck Lab	\$ 204.00	
		W9E1599	Weck Lab	\$ 56.00	
		W9E1914	Weck Lab	\$ 110.00	
		W9E1915	Weck Lab	\$ 110.00	
		W9E1916	Weck Lab	\$ 200.00	
		W9F0131	Weck Lab	\$ 210.75	
		W9F0222	Weck Lab	\$ 56.00	\$ 1,761.75
		LP.02.01.10.00	Operations Monitoring	9462; 05/19	Time Warner Cable
2906; 05/19	Time Warner Cable			\$ 300.00	
9830209840	Verizon Wireless			\$ 76.02	\$ 747.11
<u>LP.02.01.12.00</u>	<u>Materials/Supplies</u>				
LP.02.01.12.05	Hydrogen Peroxide	144645	Northstar Chemical	\$ 2,687.59	\$ 2,687.59
LP.02.01.12.06	Sodium Hypochlorite	143787	Northstar Chemical	\$ 2,052.85	
		145369	Northstar Chemical	\$ 2,013.40	\$ 4,066.25
LP.02.01.12.08	Ortho-Polyphosphate	9480	Sterling Water Technologies	\$ 10,497.60	\$ 10,497.60
LP.02.01.12.11	Sodium Hydroxide	144186	Northstar Chemical	\$ 1,373.40	\$ 1,373.40
LP.02.01.12.15	Other Expendables	9530949	Home Depot	\$ 48.09	
		111681	Merritt's	\$ 11.53	\$ 59.62
LP.02.01.12.17	Sulfuric Acid	144644	Northstar Chemical	\$ 2,045.80	\$ 2,045.80
LP.02.01.14.00	Repair/Replacement	2019-0062	Hunter Electric	\$ 772.80	
		2019-0071	Hunter Electric	\$ 2,649.72	
		93550129	McMaster-Carr	\$ 221.57	\$ 3,644.09
LP.02.01.15.00	Contractor Labor	983303	Locus Technologies	\$ 504.00	\$ 504.00
LP.02.01.16.00	Direct Eng. Stetson etc./legal	40546	Civiltec	\$ 4,026.89	\$ 4,026.89
LP.02.01.80.00	Other O & M	780580610	Costco	\$ 417.99	
		5/1/2019	Fedak & Brown LLP	\$ 1,875.00	
		20415	Highroad IT	\$ 134.00	
		377823	So Cal Industries	\$ 141.00	
		066521-2519-3	Waste Management	\$ 198.37	\$ 2,766.36
			Total Expenditures		\$ 83,054.57
	District Pumping Cost Deduction		\$ 15,232.24		
	Total O & M		\$ 67,822.33		
	Total Capital Cost		\$ -		
	Total Cost Reimbursable		\$ 67,822.33		

Industry Public Utilities May 2019 Disbursements

Check #	Payee	Amount	Description
3532	CCSInteractive	\$ 13.60	Monthly Website Hosting
3533	Ferguson Enterprises Inc #1350	\$ 65.98	Field Supplies
3534	Highroad IT	\$ 268.00	Technical Support
3535	J.G. Tucker & Son Inc	\$ 238.94	Safety Supplies
3536	La Puente Valley County Water District	\$ 64,187.62	Labor Costs April 2019
3537	Merritt's Hardware	\$ 78.36	Field Supplies
3538	U.S. Postal Service	\$ 308.00	PO Box Service Fee
3539	Underground Service Alert	\$ 120.66	Line Notifications
3540	Weck Laboratories Inc	\$ 126.00	Water Sampling
3541	Continental Utility Solutions Inc	\$ 860.00	Web Portal Service Fee
3542	Highroad IT	\$ 137.50	Technical Support
3543	Merritt's Hardware	\$ 8.76	Field Supplies
3544	Time Warner Cable	\$ 281.82	Telephone Service
3545	Bill Wright's Paint	\$ 181.47	Field Supplies
3546	Citi Cards	\$ 130.21	Shoring Expense
3547	Highroad IT	\$ 618.00	Computer Expense
3548	InfoSend	\$ 688.44	Billing Expense
3549	Jack Henry & Associates	\$ 41.50	Web E-Check Fee's
3550	La Puente Valley County Water District	\$ 578.91	Web CC & Bank Fee's Reimbursement
3551	Peck Road Gravel	\$ 350.00	Asphalt & Concrete Disposal
3552	SC Edison	\$ 1,088.87	Power Expense
3553	SoCal Gas	\$ 16.38	Gas Expense
3554	Cell Business Equipment	\$ 43.91	Office Expense
3555	G. M. Sager Construction	\$ 8,700.00	Patchwork
3556	Industry Public Utility Commission	\$ 442.33	Industry Hills Power Expense
3557	Locus Technology	\$ 420.00	Technical Support
3558	Platinum Consulting Group	\$ 45.00	Administrative Support
3559	S & J Supply Co Inc	\$ 2,248.64	Field Supplies
3560	San Gabriel Valley Water Company	\$ 1,856.19	Purchased Water - Salt Lake
3561	SC Edison	\$ 2,295.71	Power Expense
3562	Staples	\$ 36.38	Office Supplies
3563	Weck Laboratories Inc	\$ 122.50	Water Sampling
3564	Western Water Works	\$ 401.06	Field Supplies
Online	Home Depot	\$ 106.61	Field Supplies
Autodeduct	Wells Fargo Merchant Fee's	\$ 55.69	Merchant Fee's
Autodeduct	First Data Global Leasing	\$ 44.00	Credit Card Machine Lease
Total May 2019 Disbursements		\$ 87,207.04	

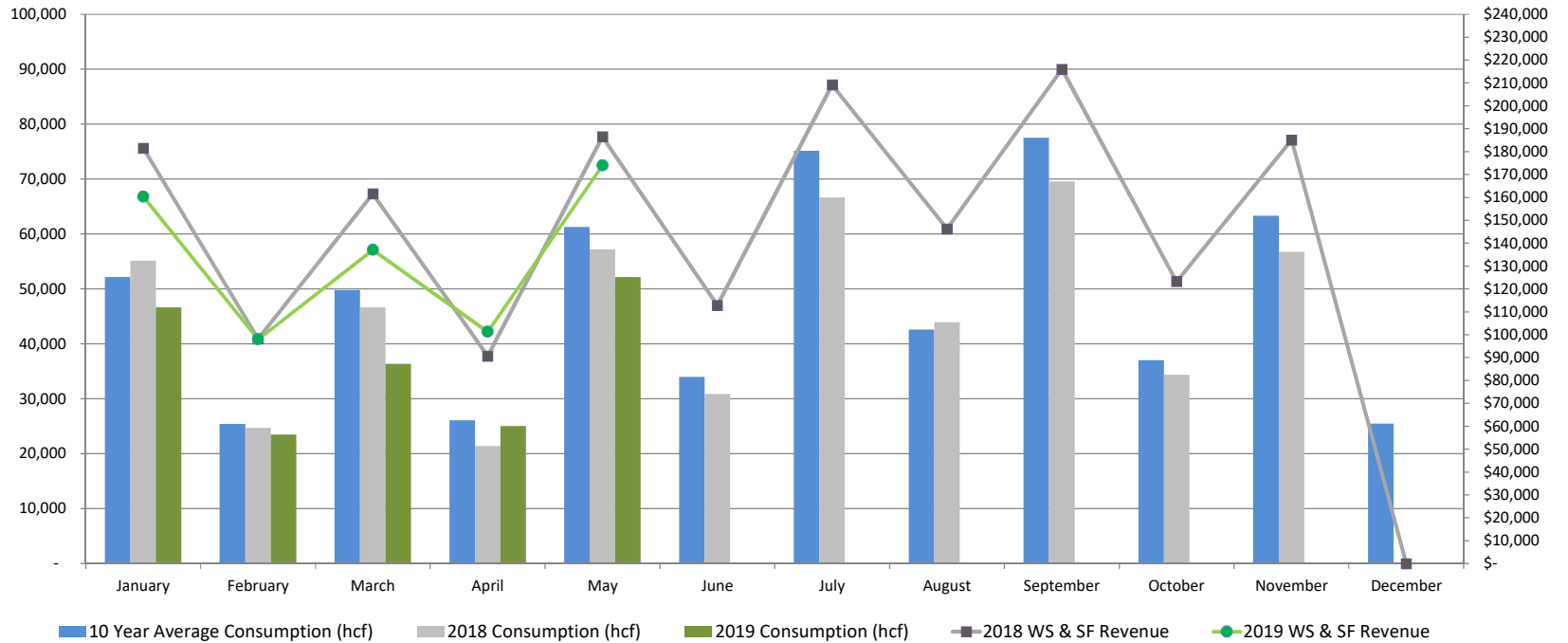
WATER SALES REPORT LPVCWD 2019

LPVCWD	January	February	March	April	May	June	July	August	September	October	November	December	YTD
No. of Customers	1,207	1,216	1,221	1,216	1,224	-	-	-	-	-	-	-	6,084
2019 Consumption (hcf)	30,923	46,152	24,105	51,751	37,307	-	-	-	-	-	-	-	190,238
2018 Consumption (hcf)	36,839	57,769	31,582	53,940	37,166	72,607	50,689	89,071	50,507	73,082	40,207	57,995	651,454
10 Year Average Consumption (hcf)	\$ 36,017	\$ 55,570	\$ 30,912	\$ 60,620	40,216	\$ 75,695	\$ 49,754	\$ 89,881	\$ 51,043	\$ 81,795	\$ 41,561	\$ 61,868	674,932
2019 Water Sales	\$ 65,872	\$ 99,793	\$ 49,373	\$ 112,591	\$ 81,601	\$ -	\$ -	\$ -	\$ -	\$ -	\$ -	\$ -	\$ 409,229
2018 Water Sales	\$ 69,913	\$ 112,965	\$ 58,990	\$ 104,919	70,362	\$ 143,162	\$ 98,276	\$ 177,901	\$ 97,825	\$ 144,055	\$ 76,825	\$ 127,800	\$ 1,282,993
2019 Service Fees	\$ 49,766	\$ 58,668	\$ 49,865	\$ 59,032	\$ 50,396	\$ -	\$ -	\$ -	\$ -	\$ -	\$ -	\$ -	\$ 267,727
2018 Service Fees	\$ 45,632	\$ 54,334	\$ 45,639	\$ 54,197	\$ 45,559	\$ 54,170	\$ 46,022	\$ 54,374	\$ 46,411	\$ 54,214	\$ 46,683	\$ 59,214	\$ 606,450
2019 Hyd Fees	\$ 950	\$ 950	\$ 950	\$ 700	\$ 950	\$ -	\$ -	\$ -	\$ -	\$ -	\$ -	\$ -	\$ 4,500
2019 DC Fees	\$ 434	\$ 7,888	\$ 229	\$ 8,154	\$ 229	\$ -	\$ -	\$ -	\$ -	\$ -	\$ -	\$ -	\$ 16,933
2018 System Revenue	\$ 117,022	\$ 167,298	\$ 100,417	\$ 180,477	\$ 133,175	\$ -	\$ -	\$ -	\$ -	\$ -	\$ -	\$ -	\$ 698,390



WATER SALES REPORT CIWS 2019

CIWS	January	February	March	April	May	June	July	August	September	October	November	December	YTD
No. of Customers	958	893	967	893	967	-	-	-	-	-	-	-	4,678
2019 Consumption (hcf)	46,656	23,510	36,382	25,014	52,169	-	-	166	-	-	-	-	183,897
2018 Consumption (hcf)	55,160	24,734	46,635	21,410	57,209	30,877	66,614	43,940	69,576	34,354	56,777	-	507,286
10 Year Average Consumption (hcf)	52,164	25,421	49,788	26,093	61,262	34,011	75,132	42,630	77,514	37,029	63,302	25,468	569,812
2019 Water Sales	\$ 104,539	\$ 51,588	\$ 80,950	\$ 54,785	\$ 117,646	\$ -	\$ -	\$ 368	\$ -	\$ -	\$ -	\$ -	\$ 409,875
2018 Water Sales	\$ 124,508	\$ 54,277	\$ 104,414	\$ 46,762	\$ 129,277	\$ 68,907	\$ 153,224	\$ 99,809	\$ 160,133	\$ 76,780	\$ 129,177	\$ -	\$ 1,147,268
2019 Service Fees	\$ 55,744	\$ 46,354	\$ 56,091	\$ 46,445	\$ 56,273	\$ -	\$ -	\$ 472	\$ -	\$ -	\$ -	\$ -	\$ 261,380
2018 Service Fees	\$ 56,999	\$ 43,875	\$ 57,130	\$ 43,906	\$ 57,211	\$ 43,952	\$ 55,964	\$ 46,469	\$ 55,888	\$ 46,461	\$ 55,903	\$ -	\$ 563,756
2019 Hyd Fees	\$ 1,550	\$ 250	\$ 1,550	\$ 250	\$ 1,550	\$ -	\$ -	\$ -	\$ -	\$ -	\$ -	\$ -	\$ 5,150
2019 DC Fees	\$ 11,593	\$ 3,695	\$ 11,593	\$ 3,695	\$ 11,566	\$ -	\$ -	\$ 48	\$ -	\$ -	\$ -	\$ -	\$ 42,189
2019 System Revenues	\$ 173,426	\$ 101,887	\$ 150,184	\$ 105,175	\$ 187,034	\$ -	\$ -	\$ 887	\$ -	\$ -	\$ -	\$ -	\$ 718,593



La Puente Valley County Water District

PRODUCTION REPORT - MAY 2019

LPVCWD PRODUCTION	Jan	Feb	Mar	Apr	May	Jun	Jul	Aug	Sep	Oct	Nov	Dec	2019 YTD	2018
Well No. 2	0.59	110.18	190.45	184.36	189.14								674.72	153.22
Well No. 3	0.41	34.02	132.68	131.16	146.37								444.63	54.67
Well No. 5	339.29	85.71	0.00	0.00	0.00								424.99	3463.77
Interconnections to LPVCWD	2.22	0.89	2.40	1.23	2.34								9.08	47.93
Subtotal	342.51	230.79	325.53	316.75	337.85	0.00	0.00	0.00	0.00	0.00	0.00	0.00	1553.43	3719.59
Interconnections to SWS	226.10	149.84	220.43	150.30	168.59								915.25	2108.97
Interconnections to COI	1.18	9.85	1.83	25.51	40.40								78.77	23.23
Interconnections to Others	0.00	0.00	0.00	0.00	0.00								0.00	0.00
Subtotal	227.28	159.69	222.26	175.81	208.99	0.00	0.00	0.00	0.00	0.00	0.00	0.00	994.02	2132.20
Total Production for LPVCWD	115.23	71.10	103.27	140.94	128.87	0.00	0.00	0.00	0.00	0.00	0.00	0.00	559.41	1587.39
CIWS PRODUCTION														
COI Well No. 5 To SGVCW B5	133.72	115.34	118.01	16.99	0.00								384.06	1571.94
Interconnections to CIWS														
SGVWC Salt Lake Ave	1.03	0.84	1.00	1.04	1.04								4.95	9.98
SGVWC Lomas Ave	81.85	60.65	75.47	77.45	54.18								349.60	1317.18
SGVWC Workman Mill Rd	0.02	0.20	0.01	0.03	0.07								0.33	0.69
Interconnections from LPVCWD	1.18	9.85	1.83	25.51	40.40								78.77	23.23
Subtotal	84.08	71.54	78.31	104.03	95.69	0.00	0.00	0.00	0.00	0.00	0.00	0.00	433.65	1351.08
Interconnections to LPVCWD	2.22	0.89	2.40	1.23	2.34								9.08	47.75
Total Production for CIWS	81.86	70.65	75.91	102.80	93.35	0.00	0.00	0.00	0.00	0.00	0.00	0.00	424.57	1303.33

La Puente Valley County Water District - Water System Demand Comparison

Month	2013	2019	Difference 2019-2013 (%)	Accumulative Difference (%)
January	115.58	115.23	-0.3%	-0.3%
February	112.08	71.10	-36.6%	-18.2%
March	135.08	103.27	-23.5%	-20.2%
April	153.73	140.94	-8.3%	-16.6%
May	174.40	128.87	-26.1%	-19.0%
Totals	690.87	559.41		

City of Industry Waterworks - Water System Demand Comparison

Month	2013	2019	Difference 2019-2013 (%)	Accumulative Difference (%)
January	90.55	81.86	-9.6%	-9.6%
February	81.62	70.65	-13.4%	-11.4%
March	99.4	75.91	-23.6%	-15.9%
April	115.82	102.80	-11.2%	-14.5%
May	147.93	93.35	-36.9%	-20.7%
Totals	535.32	424.57		

Production data shown in acre feet (AF)

STAFF REPORT



Meeting Date: June 10, 2019

To: Honorable Board of Directors

Subject: Consideration of Proposal from Doty Bros. Construction Company for Construction of the 5th Street Waterline Improvement.

Purpose - *To secure services from Doty Bros. Construction Company (Doty Bros.) for labor and equipment to construct the 5th Street waterline improvement.*

Recommendation - *Authorize the General Manager to secure services for an amount not to exceed \$80,000 from Doty Bros. for the construction of the 5th Street Waterline Improvement Project in accordance with our on-call water system contractor services.*

Fiscal Impact - *The District 2019 Capital Improvement Budget appropriates \$180,000 for the 5th Street Waterline Improvement Project. The 2019 year to date total for this expense category is \$17,376.75. The proposed cost for construction services is \$77,707.40 which is within Budget appropriation.*

Background

The District's 2017 Water Master Plan includes a Capital Improvement Program (CIP) that is aimed to (1) resolve identified hydraulic issues and (2) cyclical replacements due to issues arising from age and condition. With that being said, the 5th Street Waterline Project was classified as "High" priority in the CIP provided that the hydraulic industrial fire flow deficiency was adjacent to Workman Elementary School.

To address this flow deficiency, it is recommended to upsize the existing 6-inch main (~550 feet) in 5th Street to a 12-inch main and install two new fire hydrants. One fire hydrant would be installed in front of Workman Elementary School and the second fire hydrant would be installed at the northeast corner of 5th Street and Workman Street. Based upon hydraulic modeling, this improvement should result in a fire flow greater than 4,000 gpm.

Summary

The preliminary 50% design (**Enclosure 1**) of the new 12-inch Ductile Iron Pipe (DIP) waterline consists of a tie-in with the existing 16-inch ACP main in Main St. and extends northerly along 5th Street approximately 550 feet to points of connection with the existing 4-inch ACP main in Workman Street and the existing 6-inch ACP main in 5th Street (Intersection of 5th Street and Workman Street).

In accordance with the On-Call Contractor Agreement between the District and Doty Bros., staff requested and received a cost proposal (**Enclosure 2**) for the construction of the 5th St. waterline.

In summary, the scope of services for the construction of the waterline includes:

- Pothole, hot-tap & install 12-inch DIP
- Install fire hydrants
- Install 1” and 2” services
- Complete 6” and 4” Tie-ins
- Cut & Plug existing 6” AC
- Backfill and temporary asphalt

Fiscal Impact

The District 2019 Capital Improvement Budget appropriates \$180,000 for the 5th Street Waterline Improvement Project. The 2019 year to date total for this expense category is \$17,376.75. The proposed cost for construction services is \$77,707.40 (15% contingency included) which is within Budget appropriation.

The table below provides an estimated budget listing of work items with respect to the 5th Street Waterline Project. As shown, the highlighted items indicate work items that have been completed and/or are being proposed.

Item #	Description	QTY	Unit	Unit Cost	Total Cost
1	CEQA Notice of Exemption Filing	1	LS	\$76.75	\$76.75
2	Engineering Design Services	1	LS	\$17,300.00	\$17,300.00
3	Permits	1	LS	\$2,500.00	\$2,500.00
4	Material	1	LS	\$53,505.23	\$53,505.23
5	Construction	1	LS	\$77,707.40	\$77,707.40
6	Compaction Test	1	LS	\$1,000.00	\$1,000.00
7	Asphalt/Concrete Replacement	1	LS	\$30,000.00	\$30,000.00
Estimated Budget Total					\$182,089.38

Recommendation

Authorize the General Manager to secure services for an amount not to exceed \$80,000 from Doty Bros. for the construction of the 5th Street Waterline Improvement Project in accordance with our on-call water system contractor services.

Respectfully Submitted,

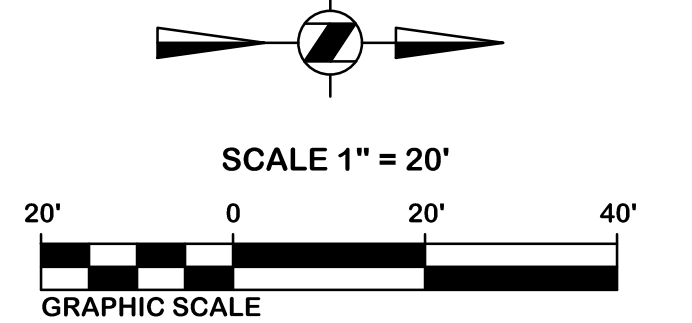
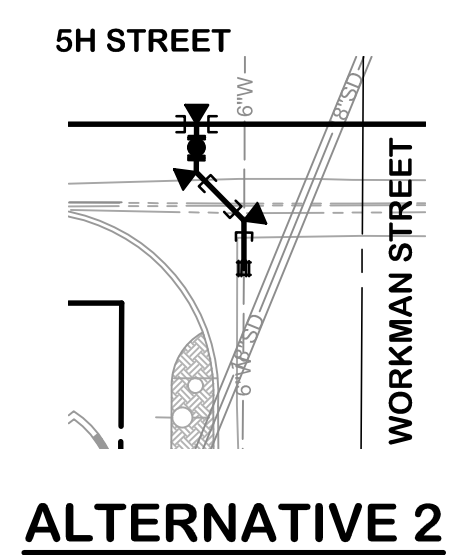
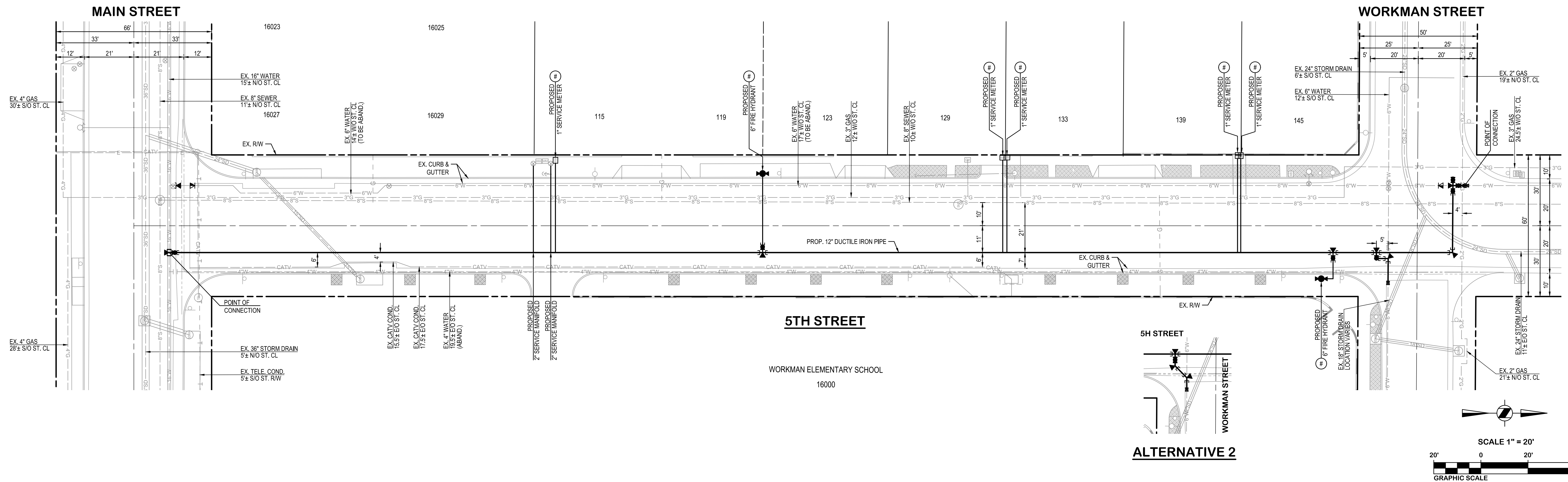
Roy Frausto

Engineering & Compliance Manager

Enclosure(s)

- 50% Design Layout
- Doty Bros. Cost Proposal

X:\2019\20191333-00-LPVCD-5TH STREET WATERLINE DESIGN\DWG\SHEETS\IMPROVEMENT PLANS\20191333-00-SH1.DWG (06-04-19 6:16:09PM)



REFERENCES							
NO.	DESCRIPTION	APP.	DATE	NO.	DESCRIPTION	APP.	DATE



APPROVED BY: 76613 06/03/2019
 CIVILTEC ENGINEERING, INC. RCE DATE
 APPROVED BY: LA PUENTE VALLEY COUNTY WATER DISTRICT DATE

PLANS PREPARED BY: **CIVILTEC engineering inc.**
 Civil, Water, Wastewater, Drainage, and Transportation Engineering
 Construction Management • Surveying
 California • Arizona
 118 West Lime Avenue
 Monrovia, CA 91016
 Phone: 626.357.0588
 Fax: 626.303.7957
 Web: www.civiltec.com

LA PUENTE VALLEY COUNTY WATER DISTRICT
CITY OF LA PUENTE
5TH STREET - WATER MAIN IMPROVEMENTS

DESIGN: SAH	CHECKED: OAM	DRAWN: JRG
DESIGN DATE: JUNE 2019	JOB NO. 20191333.00	SHEET OF X

A Free Public Service Provided by
 Underground Service Alert of Southern California

Proposal

DOTY BROS. CONSTRUCTION CO.

Job Code: 10190405b

Description: La Puente Water: 5th Street Waterline Project

Job Code 10190405b
Job Description La Puente Water: 5th Street Waterline Project
Job Location N 5th Street (between Workman St & Main St)
Job City La Puente
Bid Date 12-Apr-2019
Bid Time 3:30:00 PM

Proposal						
Pay Item No.	Description Subtotal Description	Quantity	Unit of Measure	Unit Price	Total Price	
01	Install 550' of 12" DIP, SVCs & Hydrants	1.00	LS	67,571.65	67,571.65	
02	Restore asphalt	1.00	LS	28,664.77	28,664.77	
GRAND TOTAL:					96,236.42	

Proposal Certification

Submitted By: Glen R. Pool
Doty Bros. Construction Co.
(562) 864-6566 ext.233
gpool@dotybros.com

Estimate Summary

DOTY BROS. CONSTRUCTION CO.

Job Code: 10190405b

Description: La Puente Water: 5th Street Waterline Project

From Cost Item: 1

To Cost Item: 0.4

CBS		Cost Item						
Position Code	Quantity UM	Description	Days	UM/Day	Cost Source	Currency	Unit Cost	Total Cost
1	1.00 LS	Install 550' of 12" DIP, SVCs & Hydrants	10.00	0.10	Detail	U.S. Dollar	67,571.65	67,571.65
1.1	550.00 LF	Pothole, hot-tap & install 12" DIP	4.00	137.50	Detail	U.S. Dollar	70.94	39,016.63

Resource Code	Description	Hours	Quantity UM	Currency	Unit Cost	Total Cost
WOFM	Operator-Foreman-Appdx.A	37.44	1.17 Each (hourly)	U.S. Dollar	117.26	4,390.21
WTG5	Teamster-Group 5 - Working Truck Driver	37.44	1.17 Each (hourly)	U.S. Dollar	87.40	3,272.26
WOG8	Operator-Group 8-Appdx.A Universal	32.00	1.00 Each (hourly)	U.S. Dollar	113.82	3,642.24
WLG4	Laborer-Group 4 Pipe Layer, C&S	64.00	2.00 Each (hourly)	U.S. Dollar	88.56	5,667.84
WTKSVCTRK	TRUCK-Service Truck (Misc tools not included)	32.00	1.00 Each (hourly)	U.S. Dollar	18.38	588.16
WTKFBD2-3 TON	TRUCK-Flatbed/Bobtail Dump 5 YD/2-3 Ton	32.00	1.00 Each (hourly)	U.S. Dollar	24.63	788.16
WTKPICKUP	TRUCK-Pickup Truck (no tools)	16.00	0.50 Each (hourly)	U.S. Dollar	16.38	262.08
WBH580	BACKHOE-Case 580/JD 310	32.00	1.00 Each (hourly)	U.S. Dollar	42.82	1,370.24
WCAIR COMP	COMPRESSOR 185 CFM	16.00	0.50 Each (hourly)	U.S. Dollar	21.50	344.00
WTKTRL20K	TRUCKS-Equipment Trailer 20,000 lb	8.00	0.25 Each (hourly)	U.S. Dollar	14.00	112.00
WMTRAFFIC CONES	MISC-Traffic Cones	1,600.00	50.00 Each (hourly)	U.S. Dollar	0.31	496.00
WMSIGN	MISC-Construction Signs	384.00	12.00 Each (hourly)	U.S. Dollar	0.50	192.00
WCSTOMPER	COMPACTION-Stomper/Arrow Hydro Hammer	32.00	1.00 Each (hourly)	U.S. Dollar	44.50	1,424.00
WLDBOBCAT SWEEPER	LOADER-Bobcat w/Sweeper	32.00	1.00 Each (hourly)	U.S. Dollar	57.82	1,850.24
DUMP FEE DIRT	Dump Fee - Dirt		13.00 Load	U.S. Dollar	245.00	3,185.00
SUB TRK 10WHL	Sub Trucking - 10 Wheel Dump		2.00 Each	U.S. Dollar	92.40	5,913.60
KICKER	Concrete Kicker		2.00 Each	U.S. Dollar	98.10	196.20
Q-FILL SAND	Quoted-Fill Sand Delivered		120.00 TN	U.S. Dollar	15.30	1,836.00
Q-TEMP AC	Quoted-Temporary Asphalt		14.00 TN	U.S. Dollar	105.60	1,478.40
SUB SAWCUT 1	Sawcutting Per Hour		8.00 Each	U.S. Dollar	204.00	1,632.00
WCWACKER	COMPACTION-Wacker Tamper	16.00	0.50 Each (hourly)	U.S. Dollar	23.50	376.00

1.2	2.00 EA	Install Fire Hydrants	0.00	0.00	Detail	U.S. Dollar	634.75	1,269.50
-----	---------	-----------------------	------	------	--------	-------------	--------	----------

Resource Code	Description	Hours	Quantity UM	Currency	Unit Cost	Total Cost
WOFM	Operator-Foreman-Appdx.A	0.00	1.17 Each (hourly)	U.S. Dollar	117.26	0.00
WTG5	Teamster-Group 5 - Working Truck Driver	0.00	1.17 Each (hourly)	U.S. Dollar	87.40	0.00
WOG8	Operator-Group 8-Appdx.A Universal	0.00	1.00 Each (hourly)	U.S. Dollar	113.82	0.00
WLG4	Laborer-Group 4 Pipe Layer, C&S	0.00	1.00 Each (hourly)	U.S. Dollar	88.56	0.00
WTKSVCTRK	TRUCK-Service Truck (Misc tools not included)	0.00	1.00 Each (hourly)	U.S. Dollar	18.38	0.00
WTKFBD2-3 TON	TRUCK-Flatbed/Bobtail Dump 5 YD/2-3 Ton	0.00	1.00 Each (hourly)	U.S. Dollar	24.63	0.00
WTKPICKUP	TRUCK-Pickup Truck (no tools)	0.00	0.50 Each (hourly)	U.S. Dollar	16.38	0.00
WBH580	BACKHOE-Case 580/JD 310	0.00	1.00 Each (hourly)	U.S. Dollar	42.82	0.00
WCAIR COMP	COMPRESSOR 185 CFM	0.00	0.50 Each (hourly)	U.S. Dollar	21.50	0.00
WTKTRL20K	TRUCKS-Equipment Trailer 20,000 lb	0.00	0.25 Each (hourly)	U.S. Dollar	14.00	0.00
WMTRAFFIC CONES	MISC-Traffic Cones	0.00	12.00 Each (hourly)	U.S. Dollar	0.31	0.00
WMSIGN	MISC-Construction Signs	0.00	4.00 Each (hourly)	U.S. Dollar	0.50	0.00
WLDBOBCAT SWEEPER	LOADER-Bobcat w/Sweeper	0.00	0.25 Each (hourly)	U.S. Dollar	57.82	0.00
DUMP FEE DIRT	Dump Fee - Dirt		1.00 Load	U.S. Dollar	245.00	245.00

Cost Item

CBS Position Code	Quantity UM	Description	Days	UM/Day	Cost Source	Currency	Unit Cost	Total Cost
SUB TRK 10WHL		Sub Trucking - 10 Wheel Dump	0.50	Each		U.S. Dollar	92.40	0.00
KICKER		Concrete Kicker	5.00	Each		U.S. Dollar	98.10	490.50
Q-FILL SAND		Quoted-Fill Sand Delivered	8.00	TN		U.S. Dollar	15.30	122.40
Q-TEMP AC		Quoted-Temporary Asphalt	1.00	TN		U.S. Dollar	105.60	105.60
SUB SAWCUT 1		Sawcutting Per Hour	1.50	Each		U.S. Dollar	204.00	306.00
WCWACKER		COMPACTION-Wacker Tamper	0.00	0.50 Each (hourly)		U.S. Dollar	23.50	0.00

1.3	10.00 EA	Install 1" Services	3.00	3.33 Detail		U.S. Dollar	1,353.80	13,537.98
-----	----------	---------------------	------	-------------	--	-------------	----------	-----------

Resource Code	Description	Hours	Quantity UM	Currency	Unit Cost	Total Cost
WOFM	Operator-Foreman-Appdx.A	28.08	1.17 Each (hourly)	U.S. Dollar	117.26	3,292.66
WTG5	Teamster-Group 5 - Working Truck Driver	28.08	1.17 Each (hourly)	U.S. Dollar	87.40	2,454.19
WOG8	Operator-Group 8-Appdx.A Universal	24.00	1.00 Each (hourly)	U.S. Dollar	113.82	2,731.68
WLG4	Laborer-Group 4 Pipe Layer, C&S	24.00	1.00 Each (hourly)	U.S. Dollar	88.56	2,125.44
WTKSVCTRK	TRUCK-Service Truck (Misc tools not included)	24.00	1.00 Each (hourly)	U.S. Dollar	18.38	441.12
WTKFBD2-3 TON	TRUCK-Flatbed/Bobtail Dump 5 YD/2-3 Ton	24.00	1.00 Each (hourly)	U.S. Dollar	24.63	591.12
WTKPICKUP	TRUCK-Pickup Truck (no tools)	12.00	0.50 Each (hourly)	U.S. Dollar	16.38	196.56
WBH580	BACKHOE-Case 580/JD 310	24.00	1.00 Each (hourly)	U.S. Dollar	42.82	1,027.68
WCAIR COMP	COMPRESSOR 185 CFM	12.00	0.50 Each (hourly)	U.S. Dollar	21.50	258.00
WTKTRL20K	TRUCKS-Equipment Trailer 20,000 lb	6.00	0.25 Each (hourly)	U.S. Dollar	14.00	84.00
WMTRAFFIC CONES	MISC-Traffic Cones	288.00	12.00 Each (hourly)	U.S. Dollar	0.31	89.28
WMSIGN	MISC-Construction Signs	96.00	4.00 Each (hourly)	U.S. Dollar	0.50	48.00
DUMP FEE DIRT	Dump Fee - Dirt		0.50 Load	U.S. Dollar	245.00	122.50
Q-FILL SAND	Quoted-Fill Sand Delivered		1.50 TN	U.S. Dollar	15.30	22.95
Q-TEMP AC	Quoted-Temporary Asphalt		0.50 TN	U.S. Dollar	105.60	52.80

1.4	1.00 EA	Complete 6" Tie-in	1.00	1.00 Detail		U.S. Dollar	4,600.58	4,600.58
-----	---------	--------------------	------	-------------	--	-------------	----------	----------

Resource Code	Description	Hours	Quantity UM	Currency	Unit Cost	Total Cost
WOFM	Operator-Foreman-Appdx.A	9.36	1.17 Each (hourly)	U.S. Dollar	117.26	1,097.55
WTG5	Teamster-Group 5 - Working Truck Driver	9.36	1.17 Each (hourly)	U.S. Dollar	87.40	818.06
WOG8	Operator-Group 8-Appdx.A Universal	8.00	1.00 Each (hourly)	U.S. Dollar	113.82	910.56
WLG4	Laborer-Group 4 Pipe Layer, C&S	8.00	1.00 Each (hourly)	U.S. Dollar	88.56	708.48
WTKSVCTRK	TRUCK-Service Truck (Misc tools not included)	8.00	1.00 Each (hourly)	U.S. Dollar	18.38	147.04
WTKFBD2-3 TON	TRUCK-Flatbed/Bobtail Dump 5 YD/2-3 Ton	8.00	1.00 Each (hourly)	U.S. Dollar	24.63	197.04
WTKPICKUP	TRUCK-Pickup Truck (no tools)	4.00	0.50 Each (hourly)	U.S. Dollar	16.38	65.52
WBH580	BACKHOE-Case 580/JD 310	8.00	1.00 Each (hourly)	U.S. Dollar	42.82	342.56
WCAIR COMP	COMPRESSOR 185 CFM	4.00	0.50 Each (hourly)	U.S. Dollar	21.50	86.00
WTKTRL20K	TRUCKS-Equipment Trailer 20,000 lb	2.00	0.25 Each (hourly)	U.S. Dollar	14.00	28.00
WMTRAFFIC CONES	MISC-Traffic Cones	96.00	12.00 Each (hourly)	U.S. Dollar	0.31	29.76
WMSIGN	MISC-Construction Signs	32.00	4.00 Each (hourly)	U.S. Dollar	0.50	16.00
Q-FILL SAND	Quoted-Fill Sand Delivered		1.50 TN	U.S. Dollar	15.30	22.95
Q-TEMP AC	Quoted-Temporary Asphalt		0.50 TN	U.S. Dollar	105.60	52.80
STEEL PLATES WK	Steel Plates - WEEKLY		1.00 Each	U.S. Dollar	31.25	31.25
WCWACKER	COMPACTION-Wacker Tamper	2.00	0.25 Each (hourly)	U.S. Dollar	23.50	47.00

1.5	1.00 EA	Complete 4" Tie-in	1.00	1.00 Detail		U.S. Dollar	4,600.58	4,600.58
-----	---------	--------------------	------	-------------	--	-------------	----------	----------

Resource Code	Description	Hours	Quantity UM	Currency	Unit Cost	Total Cost
WOFM	Operator-Foreman-Appdx.A	9.36	1.17 Each (hourly)	U.S. Dollar	117.26	1,097.55

Cost Item

CBS Position Code	Quantity UM	Description	Days	UM/Day	Cost Source	Currency	Unit Cost	Total Cost
WTG5		Teamster-Group 5 - Working Truck Driver	9.36	1.17	Each (hourly)	U.S. Dollar	87.40	818.06
WOG8		Operator-Group 8-Appdx.A Universal	8.00	1.00	Each (hourly)	U.S. Dollar	113.82	910.56
WLG4		Laborer-Group 4 Pipe Layer, C&S	8.00	1.00	Each (hourly)	U.S. Dollar	88.56	708.48
WTKSVCTRK		TRUCK-Service Truck (Misc tools not included)	8.00	1.00	Each (hourly)	U.S. Dollar	18.38	147.04
WTKFBD2-3 TCN		TRUCK-Flatbed/Bobtail Dump 5 YD/2-3 Ton	8.00	1.00	Each (hourly)	U.S. Dollar	24.63	197.04
WTKPICKUP		TRUCK-Pickup Truck (no tools)	4.00	0.50	Each (hourly)	U.S. Dollar	16.38	65.52
WBH580		BACKHOE-Case 580/JD 310	8.00	1.00	Each (hourly)	U.S. Dollar	42.82	342.56
WCAIR COMP		COMPRESSOR 185 CFM	4.00	0.50	Each (hourly)	U.S. Dollar	21.50	86.00
WTKTRL20K		TRUCKS-Equipment Trailer 20,000 lb	2.00	0.25	Each (hourly)	U.S. Dollar	14.00	28.00
WMTRAFFIC CONES		MISC-Traffic Cones	96.00	12.00	Each (hourly)	U.S. Dollar	0.31	29.76
WMSIGN		MISC-Construction Signs	32.00	4.00	Each (hourly)	U.S. Dollar	0.50	16.00
Q-FILL SAND		Quoted-Fill Sand Delivered		1.50	TN	U.S. Dollar	15.30	22.95
Q-TEMP AC		Quoted-Temporary Asphalt		0.50	TN	U.S. Dollar	105.60	52.80
STEEL PLATES WK		Steel Plates - WEEKLY		1.00	Each	U.S. Dollar	31.25	31.25
WCWACKER		COMPACTION-Wacker Tamper	2.00	0.25	Each (hourly)	U.S. Dollar	23.50	47.00

1.6	1.00 LS	Cut & Plugs		1.00	1.00 Detail	U.S. Dollar	4,546.38	4,546.38
-----	---------	-------------	--	------	-------------	-------------	----------	----------

Resource Code	Description	Hours	Quantity UM	Currency	Unit Cost	Total Cost
WOFM	Operator-Foreman-Appdx.A	9.36	1.17 Each (hourly)	U.S. Dollar	117.26	1,097.55
WTG5	Teamster-Group 5 - Working Truck Driver	9.36	1.17 Each (hourly)	U.S. Dollar	87.40	818.06
WOG8	Operator-Group 8-Appdx.A Universal	8.00	1.00 Each (hourly)	U.S. Dollar	113.82	910.56
WLG4	Laborer-Group 4 Pipe Layer, C&S	8.00	1.00 Each (hourly)	U.S. Dollar	88.56	708.48
WTKSVCTRK	TRUCK-Service Truck (Misc tools not included)	8.00	1.00 Each (hourly)	U.S. Dollar	18.38	147.04
WTKFBD2-3 TON	TRUCK-Flatbed/Bobtail Dump 5 YD/2-3 Ton	8.00	1.00 Each (hourly)	U.S. Dollar	24.63	197.04
WTKPICKUP	TRUCK-Pickup Truck (no tools)	4.00	0.50 Each (hourly)	U.S. Dollar	16.38	65.52
WBH580	BACKHOE-Case 580/JD 310	8.00	1.00 Each (hourly)	U.S. Dollar	42.82	342.56
WCAIR COMP	COMPRESSOR 185 CFM	4.00	0.50 Each (hourly)	U.S. Dollar	21.50	86.00
WTKTRL20K	TRUCKS-Equipment Trailer 20,000 lb	2.00	0.25 Each (hourly)	U.S. Dollar	14.00	28.00
WMTRAFFIC CONES	MISC-Traffic Cones	96.00	12.00 Each (hourly)	U.S. Dollar	0.31	29.76
WMSIGN	MISC-Construction Signs	32.00	4.00 Each (hourly)	U.S. Dollar	0.50	16.00
Q-TEMP AC	Quoted-Temporary Asphalt		0.50 TN	U.S. Dollar	105.60	52.80
WCWACKER	COMPACTION-Wacker Tamper	2.00	0.25 Each (hourly)	U.S. Dollar	23.50	47.00

2	1.00 LS	Restore asphalt		0.00	0.00 Detail	U.S. Dollar	28,664.77	28,664.77
---	---------	-----------------	--	------	-------------	-------------	-----------	-----------

2.1	1.00 LS	Doty Paving Division Quote		0.00	0.00 Detail	U.S. Dollar	28,664.77	28,664.77
-----	---------	----------------------------	--	------	-------------	-------------	-----------	-----------

Resource Code	Description	Hours	Quantity UM	Currency	Unit Cost	Total Cost
	Doty Paving Division Quote		1.00 LS	U.S. Dollar	28,664.77	28,664.77

0.2	1.00 Lump Sum	Prime Bond		0.00	0.00 Detail	U.S. Dollar	0.00
-----	---------------	------------	--	------	-------------	-------------	------

0.3	1.00 Lump Sum	Job Management & Equipment		0.00	0.00 Detail	U.S. Dollar	0.00
-----	---------------	----------------------------	--	------	-------------	-------------	------

0.4	1.00 Lump Sum	General Expense		0.00	0.00 Detail	U.S. Dollar	0.00
-----	---------------	-----------------	--	------	-------------	-------------	------

Report Total:				10.00			96,236.42
---------------	--	--	--	-------	--	--	-----------

Cost Item									
CBS Position Code	Quantity	UM	Description	Days	UM/Day	Cost Source	Currency	Unit Cost	Total Cost
Category									Total
Labor									38,180.50
Owned Equipment									13,415.40
Rented Equipment									62.50
Materials									4,452.45
Subcontract									1,938.00
Fees									9,522.80
Custom Category1									28,664.77

Resource Utilization: Labor
 DOTY BROS. CONSTRUCTION CO.
 Job Code: 10190405b
 Description: La Puente Water: 5th Street Waterline Project

Code	Description	Wage Scale 1 Rate/Hr	Hours	Wage Scale 2 Rate/Hr	Hours	Wage Scale 3 Rate/Hr	Hours	Total Work Hours	Total Pay Hours	Total Costs
WLG4	Laborer-Group 4 Pipe Layer, C&S	88.56	112.00	100.14	0.00	125.78	0.00	112.00	112.00	9,918.72
WOFM	Operator-Foreman-Appdx.A	117.26	93.60	133.01	0.00	167.89	0.00	93.60	93.60	10,975.54
WOG8	Operator-Group 8-Appdx.A Universal	113.82	80.00	128.84	0.00	162.33	0.00	80.00	80.00	9,105.60
WTG5	Teamster-Group 5 - Working Truck Driver	87.40	93.60	94.90	0.00	116.51	0.00	93.60	93.60	8,180.64
Grand Totals			379.20	0.00	0.00	0.00	0.00	379.20	379.20	38,180.50

Resource Utilization: Construction Equipment

DOTY BROS. CONSTRUCTION CO.

Job Code: 10190405b

Description: La Puente Water: 5th Street Waterline Project

Code	Description	Owned Equipment Rate/Hr	Total Pay Hours	Total Costs	Fuel Type	Fuel Amount	Fuel Unit of Measure
WBH580	BACKHOE-Case 580/JD 310	42.82	80.00	3,425.60			
WCAIR COMP	COMPRESSOR 185 CFM	21.50	40.00	860.00			
WCSTOMPER	COMPACTION-Stomper/Arrow Hydro Hammer	44.50	32.00	1,424.00			
WCWACKER	COMPACTION-Wacker Tamper	23.50	22.00	517.00			
WLDBOBCAT SWEEPER	LOADER-Bobcat w/Sweeper	57.82	32.00	1,850.24			
WMSIGN	MISC-Construction Signs	0.50	576.00	288.00			
WMTRAFFIC CONES	MISC-Traffic Cones	0.31	2,176.00	674.56			
WTKFBD2-3 TON	TRUCK-Flatbed/Bobtail Dump 5 YD/2-3 Ton	24.63	80.00	1,970.40			
WTKPICKUP	TRUCK-Pickup Truck (no tools)	16.38	40.00	655.20			
WTKSVCTRK	TRUCK-Service Truck (Misc tools not included)	18.38	80.00	1,470.40			
WTKTRL20K	TRUCKS-Equipment Trailer 20,000 lb	14.00	20.00	280.00			
Grand Totals				3,178.00			

Fuel Summary

Fuel Type	Unit of Measure	Account Code	Total Amount	Unit Cost	Total Cost

Resource Utilization: Installed Material
DOTY BROS. CONSTRUCTION CO.

Job Code: 10190405b

Description: La Puente Water: 5th Street Waterline Project

Code	Description	Unit of Measure	Quantity	Awardee	Awarded Rate	Total Cost
KICKER	Concrete Kicker	7.00 Each				686.70
Q-FILL SAND	Quoted-Fill Sand Delivered	132.50 TN				2,027.25
Q-TEMP AC	Quoted-Temporary Asphalt	17.00 TN				1,795.20
Grand Totals						4,509.15

Resource Utilization: Unique
 DOTY BROS. CONSTRUCTION CO.
 Job Code: 10190405b
 Description: La Puente Water: 5th Street Waterline Project

Code	Description	Quantity	Unit of Measure	Awardee	Awarded Rate	Total Cost
DUMP FEE DIRT	Dump Fee - Dirt	14.50	Load			3,552.50
STEEL PLATES WK	Steel Plates - WEEKLY	2.00	Each			62.50
SUB SAWCUT 1	Sawcutting Per Hour	9.50	Each			1,938.00
SUB TRK 10WHL	Sub Trucking - 10 Wheel Dump	2.50	Each			5,913.60
Grand Totals						11,466.60

STAFF REPORT



Meeting Date: June 10, 2019

To: Honorable Board of Directors

Subject: Consideration of Quote from Western Waterworks Supply Company for the Purchase of Piping Materials for the 5th Street Waterline Improvement Project.

Purpose - *To purchase materials from Western Waterworks (Western) for the 5th Street waterline improvement.*

Recommendation - *Authorize the General Manager to purchase materials for an amount not to exceed \$53,505.23 from Western for the 5th Street Waterline Improvement Project.*

Fiscal Impact - *The District 2019 Capital Improvement Budget appropriates \$180,000 for the 5th Street Waterline Improvement Project. The 2019 year to date total for this expense category is \$17,376.75. The proposed cost for materials is \$53,505.23 which is within Budget appropriation.*

Background

The District's 2017 Water Master Plan includes a Capital Improvement Program (CIP) that is aimed to (1) resolve identified hydraulic issues and (2) cyclical replacements due to issues arising from age and condition. With that being said, the 5th Street Waterline Project was classified as "High" priority in the CIP provided that the hydraulic industrial fire flow deficiency was adjacent to Workman Elementary School.

To address this flow deficiency, it is recommended to upsize the existing 6-inch main (~550 feet) in 5th Street to a 12-inch main and install two new fire hydrants. One fire hydrant would be installed in front of Workman Elementary School and the second fire hydrant would be installed at the northeast corner of 5th Street and Workman Street. Based upon hydraulic modeling, this improvement should result in a fire flow greater than 4,000 gpm.

Summary

The design of the new 12-inch Ductile Iron Pipe (DIP) waterline consists of a tie-in with the existing 16-inch ACP main in Main St. and extends northerly along 5th Street approximately 550 feet to points of connection with the existing 4-inch ACP main in Workman Street and the existing 6-inch ACP main in 5th Street (Intersection of 5th Street and Workman Street).

Using the preliminary and 50% design of the waterline, staff composed a parts list (**Enclosure 1**) to procure quotes from 3 different vendors. Quotes received with their respective amounts are summarized in the following table:

<i>Supplier</i>	<i>Total Amount</i>
Western Waterworks Supply Company	\$48,641.12
S&J Supply Company	\$51,313.58
United Waterworks	Did not submit quote

In summary, the parts list to construct the waterline generally includes:

- ~ 550 ft. of 12-inch DIP
- 2 fire hydrants and 6-inch DIP
- 1” and 2” service brass and material
- Valves, fittings and couplings

Fiscal Impact

The District 2019 Capital Improvement Budget appropriates \$180,000 for the 5th Street Waterline Improvement Project. The 2019 year to date total for this expense category is \$17,376.75. The proposed cost for materials is \$53,505.23 (10% contingency included), which is within Budget appropriation.

The table below provides an estimated budget listing of work items with respect to the 5th Street Waterline Project. As shown, the highlighted items indicate work items that have been completed and/or are being proposed.

Item #	Description	QTY	Unit	Unit Cost	Total Cost
1	CEQA Notice of Exemption Filing	1	LS	\$76.75	\$76.75
2	Engineering Design Services	1	LS	\$17,300.00	\$17,300.00
3	Permits	1	LS	\$2,500.00	\$2,500.00
4	Material	1	LS	\$53,505.23	\$53,505.23
5	Construction	1	LS	\$77,707.40	\$77,707.40
6	Compaction Test	1	LS	\$1,000.00	\$1,000.00
7	Asphalt/Concrete Replacement	1	LS	\$30,000.00	\$30,000.00
Estimated Budget Total					\$182,089.38

Recommendation

Authorize the General Manager to purchase materials for an amount not to exceed \$53,505.23 from Western for the 5th Street Waterline Improvement Project.

Respectfully Submitted,

Roy Frausto

Engineering & Compliance Manager

Enclosure(s)

- 5th Street Waterline Parts List

Parts list for Quotes

LPVCWD

Water District:

Project:

5th St. Waterline Project

Address:

5th St. (Main St. and Workman St.)

New 12" DIP Water Line (~ 550')

Line Item #	Part #	Quantity	Description	Lead Time
<i>HOT TAP CONNECTION</i>				
1		1	16"x12" SS Tapping Sleeve for 16 AC (OD 18.83)	
2		1	12" Gate Valve (Flg x Mj)	
3		1	SS Bolt Kit	
4		1	12" Gasket	
5	EBBA IRON	1	12" Mega Lug Kit W/Accessories	
6		1	Valve Cover	
7		1	Slip Can	
8		1	8" PVC Sewer Pipe	
<i>12" DIP</i>				
9	CL 350 TJ C/L	558'	12" CL 350 TJ DIP	
10		12	12" Lok Tight Gaskets	
11		558"	Poly Wrap	
12		2	100' roll Trantex Tape (secure pipe wrapping)	
13		600'	3" x 600' Detectable Tape	
<i>2" Service</i>				
14		1	12"x2" BR DBL Strap Saddle for DIP	
15		1	2" IPxCTS Ball Corp Stop	
16		100'	2" PEX Pipe	
17		1	CTS Manifold to three 1" outlets	
18		100'	1" PEX Pipe	
19		3	1" Angle Ball Meter Valve (CTS x Meter Swivel)	
20		2	2" SS Pipe Inserts	
21		6	1" SS Pipe Inserts	
<i>2" Service</i>				
22		1	12"x2" BR DBL Strap Saddle for DIP	
23		1	2" IPxCTS Ball Corp Stop	
24	Will use from 100' roll	0	2" PEX Pipe	
25		1	CTS Manifold to three 1" outlets	
26	Will use from 100' roll	0	1" PEX Pipe	
27		3	1" Angle Ball Meter Valve (CTS x Meter Swivel)	
28		2	2" SS Pipe Inserts	
29		6	1" SS Pipe Inserts	
<i>6" Fire Hydrant</i>				
30		2	12x6 Mjx Flg Tee DI	
31	EBBA IRON	2	12" Mega Lug Kit W/Accessories	
32		1	6" Flgx Mj GV	
33	2 sticks	36'	6" DIP TJ Class 350	
34		1	6x42 Mj Hyd Burry 6 Hole	
35		1	6x6 B/O Spool 6 Hole	

36		1	J3700 Hyd Head with plastic caps
37		2	SS Bolt Kit
38		1	B/O bolt kit
39		3	6" Gasket
40	EBBA IRON	2	6" Mega Lug Kit W/Accessories
41		1	Valve Cover
42		1	Slip Can
43		1	6" PVC Sewer Pipe
1" Services (4 Total)			
44		4	12"x1" BR DBL Strap Saddle for DIP
45		4	1" IPxCTS Ball Corp Stop
46	Two (2) 100" Rolls	200'	1" PEX Pipe
47		4	1" Angle Ball Meter Valve (CTS x Meter Swivel)
48		8	1" SS Pipe Inserts
6" Fire Hydrant			
49		2	12x6 Mjx Flg Tee DI
50	EBBA IRON	2	12" Mega Lug Kit W/Accessories
51		1	6" Flgx Mj GV
52	1 stick	18'	6" DIP TJ Class 350
53		1	6" DIP MJxMJ 90 Bend
54		1	6x42 Mj Hyd Burry 6 Hole
55		1	6x6 B/O Spool 6 Hole
56		1	J3700 Hyd Head with plastic caps
57		2	SS Bolt Kit
58		1	B/O bolt kit
59		3	6" Gasket
60	EBBA IRON	4	6" Mega Lug Kit W/Accessories
61		1	Valve Cover
62		1	Slip Can
63		1	6" PVC Sewer Pipe
12" Tee and 4" Connection			
64		1	12x4 FLGxFLG Tee
65		2	12" Flg x Mj GV
66			4" Flg x Mj GV
67		2	SS Bolt Kit for 12" GV's
68		1	SS Bolt Kit for 4" GV
69		2	12" Gaskets
70		1	4" Gasket
71		2	12" Mega Lug Kit W/Accessories
72		5	4" Mega Lug Kit W/accessories
73		2	4" 90 Bend MJxMJ
74		2	Valve Cover for 12" GV's
75		2	Slip Can for 12" GV's
76		2	8" PVC Sewer Pipe for 12" GV's
77		1	Valve Cover for 4" GV
78		1	Slip Can for 4" GV
79		1	PVC Sewer Pipe for 4" GV
80		1	4" Transition Coupling (4" DIP to 4" ACP)
12" 90 Bend			
81		1	12" DIPMJxMJ 90 Bend
82		2	12" Mega Lug Kit W/Accessories

12" Tee and 6" Connection

83		1	12x12 FLGxFLG Tee	
84		1	12x6 Con Reducer FlgFlg	
85		1	12" Flg x Mj GV	
86		1	12" Flg x Flg GV	
87		2	12" Blind Flange	
88		1	6" Transition Coupling (DI to AC)	
89		1	36" Length FlgPE DI Spool 6"	
90		5	SS Bolt Kit for 12" GV's, 12" Blind Flanges and 12" Reducer side	
91		1	SS Bolt Kit for 6" Reducer (6" Side)	
92		5	12" Gaskets for Valves and Red	
93		1	6" Gasket for Red	
94		2	Valve Cover for 12" GV's	
95		2	Slip Can for 12" GV's	
96		2	8" PVC Sewer Pipe for 12" GV's	

Upcoming Events



To: Honorable Board of Directors

Date: 06/10/2019

Re: Upcoming Meetings, Conferences and Community Events for 2019

Day/Date	Event	<u>Barajas</u>	<u>Escalera</u>	<u>Hastings</u>	<u>Hernandez</u>	<u>Rojas</u>
Monday – Wednesday June 10 – 12, 2019	AWWA Conference and Exposition at the Colorado Convention Center, Denver, CO.				X	
Thursday, July 25, 2019	SCWUA – Breakfast Meeting					
Thursday, September 12, 2019	SCWUA – Vendor’s Fair					
Wednesday – Saturday September 25 - 28, 2019	California Special Districts Association CSDA 2019 Annual Conference at the Anaheim Marriott, in Anaheim, CA					
Wednesday – Thursday October 2 – 3, 2019	Watersmart Innovations at the South Point Hotel and Conference Center in Las Vegas, NV.					
Thursday, October 17, 2019	SCWUA – Lunch Meeting					
Monday – Thursday October 21 – 24, 2019	AWWA CA/NV Annual Fall Conference at the Town and Country Hotel in San Diego, CA.					
Thursday, November 14, 2019	SCWUA – Doctor of Water Meeting					
Tuesday - Friday, December 3 - 6, 2019	ACWA 2019 Fall Conference in San Diego, CA. (Location site to be determined)					
TBD	City of La Puente Holiday Parade. (non-compensable)					
Thursday, December 12, 2019	SCWUA – Christmas Luncheon					

Board Meetings typically held on the 2nd and 4th Monday of each the Month.